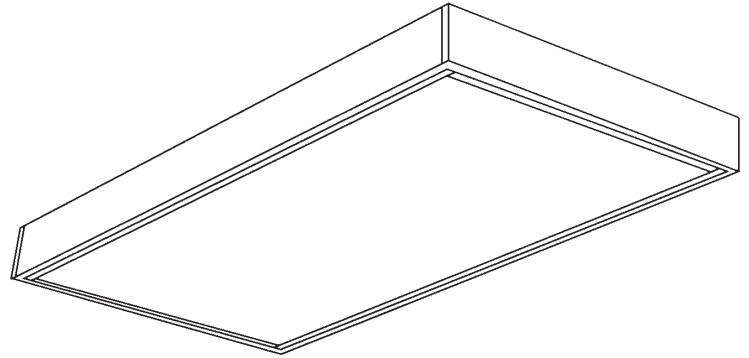
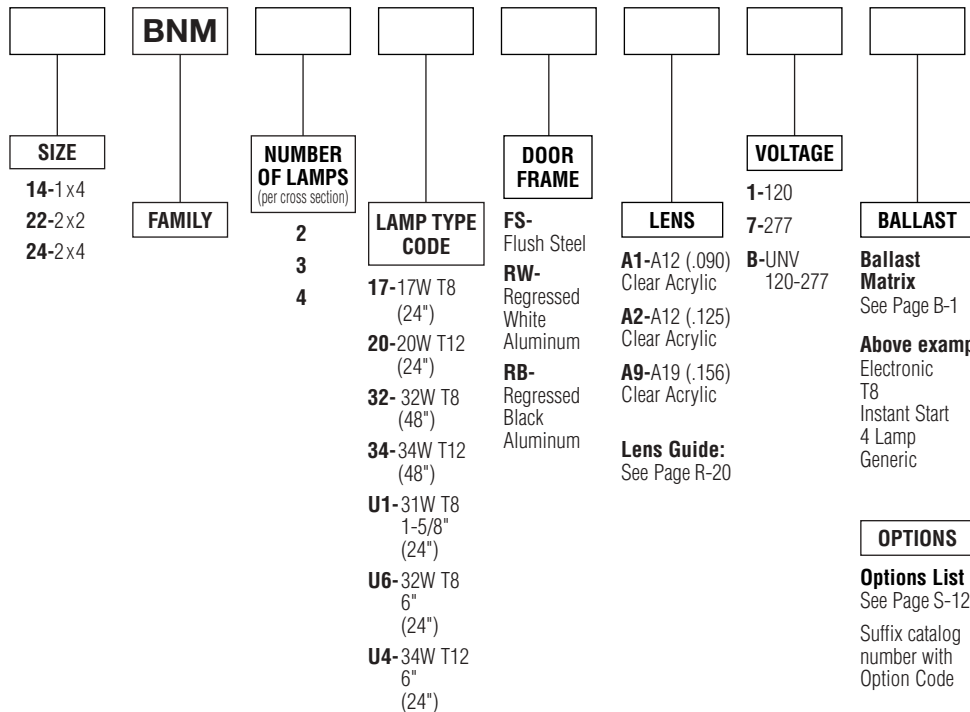


Surface Module (BNM)



ORDERING INFORMATION

Catalog Number: Example: 24BNM432FSA11K4Y



PRODUCT FEATURES

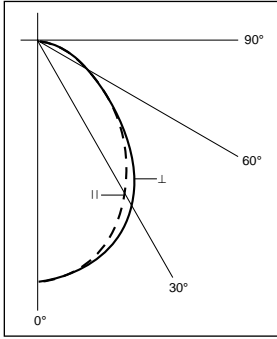
- Shallow 4" depth includes adequate knockouts for all normal installation methods.
- Die formed door frame hinges from either side.
- Positive action cam latches firmly secure frame on either side.
- Optional black extruded aluminum regressed door frame available.
- Snap-on wiring channel cover is removed without use of tools.
- Matte black light seal on both ends to prevent light leaks.

OPTIONS
Options List See Page S-12
Suffix catalog number with Option Code

PRODUCT AVAILABILITY

NOMINAL SIZE	FAMILY	NUMBER OF LAMPS (per cross section)	LAMP TYPE CODE	LENGTH	WIDTH	HEIGHT
1 x 4	BNM	2	32, 34	48"	12 1/4"	4"
2 x 2	BNM	2	17, 20, U1, U6, U4	24"	24 1/4"	4"
		3	17, 20			
		4	17, 20			
2 x 4	BNM	2	32, 34	48"	24 1/4"	4"
		3	32, 34			
		4	32, 34			

Two-Lamp 1 x 4 Photometric Data

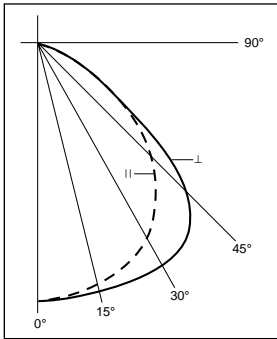


Coefficients of Utilization

Floor Cavity Reflectance 0.20

Room Cavity Ratio	RC RW	80%			50%			10%		
		50	30	10	50	30	10	50	30	10
1		60	57	54	56	55	53	55	54	53
2		53	50	46	50	48	46	48	47	45
3		47	44	40	45	42	40	42	41	39
4		42	39	36	41	37	35	37	36	34
5		38	35	32	36	33	31	33	33	31
6		34	32	29	33	30	27	30	29	27
7		31	29	26	30	27	24	27	26	24
8		29	26	23	27	24	21	24	23	21
9		26	23	21	25	21	19	22	20	19
10		24	21	19	23	19	17	20	18	17

Four-Lamp 2 x 4 Photometric Data



Coefficients of Utilization

Floor Cavity Reflectance 0.20

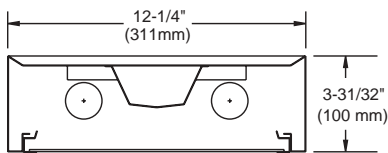
Room Cavity Ratio	RC RW	80%			50%			10%		
		50	30	10	50	30	10	50	30	10
1		72	69	67	68	66	64	62	60	59
2		64	61	57	61	58	56	57	54	52
3		57	53	49	55	51	48	53	49	46
4		51	47	43	49	45	42	47	44	41
5		45	41	38	45	40	38	42	39	36
6		41	37	34	41	35	33	38	35	32
7		38	33	29	37	31	27	34	31	28
8		34	29	25	33	27	24	31	28	24
9		31	26	22	30	24	21	28	25	21
10		28	24	20	27	22	19	25	22	19

SPECIFICATIONS

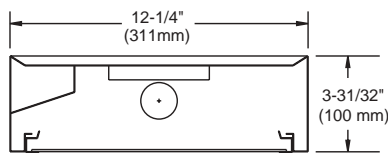
Housing is die-formed of cold rolled steel for rigidity and stability. Baked white enamel finish provides a minimum reflectance factor of 85%. Lens is prismatic pattern 12 virgin acrylic. Die-formed hinged door frame is firmly held in place with inconspicuous cam action latches. All units except 20 watt are equipped with high power factor Class "P" ETL-CBM ballasts (120 volt 60 Hz is standard). Fixtures are UL-listed and bear union and UL labels.

DIMENSIONS

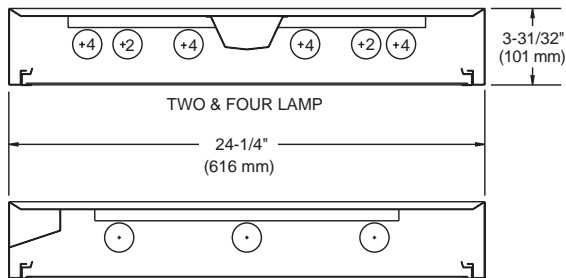
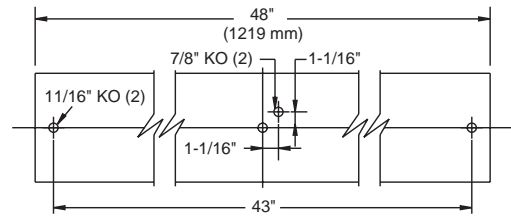
All KOs are 7/8" dia. unless otherwise specified.



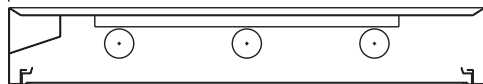
TWO LAMP



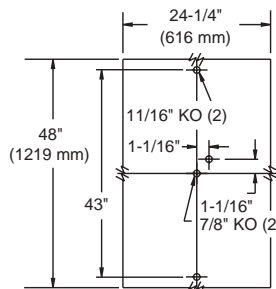
ONE LAMP



TWO & FOUR LAMP



THREE LAMP



Dimensions and specifications subject to change without notice.